


WELKER[®]
ENGINEERING COMPANY

ISO-9001
CERTIFIED
SINCE 1992

Welker Constant Pressure Transportable Sample Cylinder

Style CP-55EM

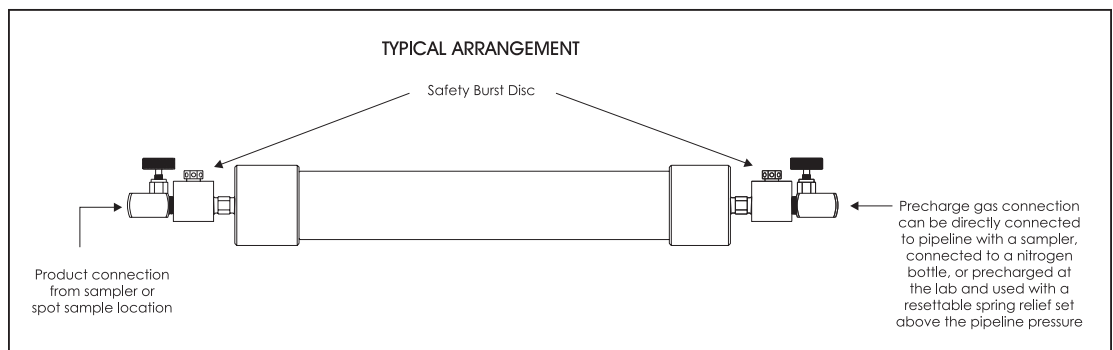


General Description

The Welker CP-55EM transportable constant pressure cylinder is designed to hold an exact representative sample from the pipeline flowing conditions, and in the same state, excluding temperature. A sealed piston is utilized in a honed cylinder with a precharge gas on one side that is 10 - 20 psi (.7 - 1.4 Bar) above pipeline pressure. This precharge keeps a constant pressure on the product being sampled into the product side of the cylinder, thus keeping it in exactly the same state of condition as it is in the pipeline. The cylinder's physical size and weight make it easily transportable in any situation.

Features

- Constant pressure design holds product in exact same representative state as in the pipeline.
- Equipped with ellipsoid gravity mixer.
- All 316 stainless steel construction of pressure retaining components with aluminum piston to facilitate handling.
- Working pressure rating 2160 psi (149 Bar).
- Volume indication by a hand-held magnetic locator.



Welker... When Excellence Counts!

Welker Constant Pressure Transportable Sample Cylinder

Specifications

• Application

The CP-55EM can be used with all products that are compatible with the materials of construction and seal material. Relief devices recommended.

• Pressure Rating

Working pressure up to 2160 psi (149 Bar) standard.
Higher pressure ratings available.

• Temperature Rating

From -20 to +250 °F (-29 to +121 °C)

• Volume Sizes

300 cc, 500 cc, and 1000 cc standard.

• Materials

316 stainless steel construction with Viton® and Fluorotrel® seals.

• Connections

1/4" NPT product and precharge ports.

• Required Utilities

If the pipeline natural gas is not used for precharge pressure, a nitrogen, helium or argon precharge may be required.

CAUTION: Never use liquids for precharge pressure.

• Weight

300 cc - 7.5 lbs (3.4 kg)

500 cc - 9 lbs (4.1 kg)

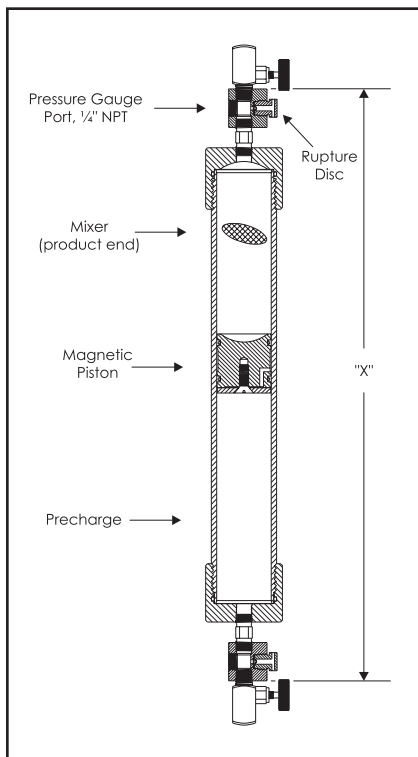
1000 cc - 13 lbs (5.9 kg)

Typical Applications


- No mixer
- Larger product and precharge porting
- Higher working pressures
- Custom sizes to fit your exact needs
- Other materials of construction
- Certificates (material 3.1 lb, hydrostatic, functional, conformity, etc.)

Other Welker Products

- In-line Probe Samplers
- Pipeline Equipment Insertion Devices
- Cylinder Carrying Cases
- Sample Take-Off Probes
- Probe Regulators
- Control Valves
- Complete System Packages



SIZE
LENGTH "X"
300 cc
15 3/8" (279 mm)
500 cc
20 1/8" (508 mm)
1000 cc
32 5/8" (813 mm)



P.O. Box 138 • Sugar Land, TX 77487-0138
Phone: 281-491-2331 • Domestic Fax: 281-491-8344 • International Fax: 281-242-5623
Email: prosamp@welkereng.com • Web Site: www.welkereng.com

1-800-PRO-SAMP